




# PAYSLIP PORTAL

User Manual

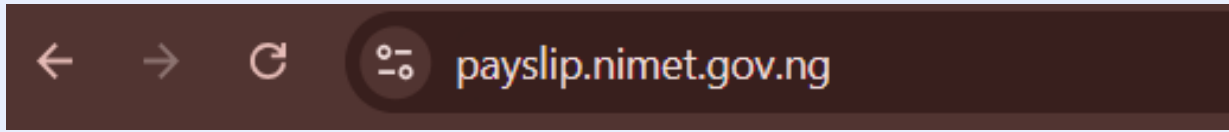


User Manual

# Table of Contents

- 01** Payslip Portal URL
  - 02** Activation
  - 03** NiMet Email
  - 04** Logging In
  - 05** Applying For Payslip
  - 06** Accessing Payslip
- 

# Payslip Portal URL



Visit the URL above to access the Payslip Portal

A screenshot of the NiMet Payslip Management System login page. The page features the NiMet logo (Nigerian Meteorological Agency) and the title 'Payslip Management System'. Below the title is a blue button labeled 'Secure Payroll Portal v2.1'. The main form area is titled 'Official Email Address' and contains two input fields: one for the username (with a person icon) and one for the email domain (with an '@' icon and 'mbmist.edu.ng' selected). A large blue 'Next' button is positioned below the inputs. At the bottom of the form, there are links for 'Forgot password?' and 'Administrator Login'. A green security banner at the bottom of the form indicates 'Secure SSL Encrypted Connection • 256-bit AES'. The footer contains copyright information: '© 2026 Nigerian Meteorological Agency. All Rights Reserved. Payslip Management System | Version 2.1 | Authorized Access Only'.

# Activation

NiMet  
Nigerian Meteorological Agency

**Payslip Management System**

Secure Payroll Portal v2.1

Official Email Address

Username @ mbmist.edu.ng

Next

Forgot password? Administrator Login

Secure SSL Encrypted Connection • 256-bit AES

© 2026 Nigerian Meteorological Agency. All Rights Reserved.  
Payslip Management System | Version 2.1 | Authorized Access Only

Enter your Official NiMet email and click "Next"

Official Email Address

Username @ mbmist.edu.ng

--DOMAIN--

nimet.gov.ng

nimetagency.org.ng

rtc.org.ng

Next

Forgot password? Administrator Login

Secure SSL Encrypted Connection • 256-bit AES

For example If your email is johndoe@nimetagency.org.ng or johndoe@nimet.gov.ng

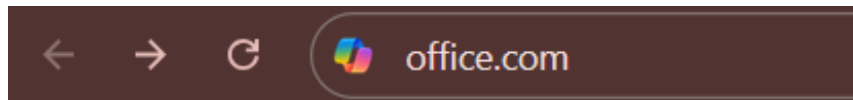
Enter "johndoe" into the username box, then click the drop down and select "nimetagency.org.ng" or "nimet.gov.ng" and click the next button.

After successful entry, you will receive an email.

Login to your NiMet email to view the activation email, in it you will find the activation link along with your username and password. Click the activation link.

# NiMet Email

To access your Official NiMet email use this url



If you are having trouble logging in to your email, kindly contact the ICT personnel in your respective stations.

OR

Get in touch with Mrs Queen: 08054638267  
Mrs Jessinta: 08060727238  
Mr Martin: 09123502568

Make sure your email is up to date in the nominal role

If you have two or more emails, kindly contact the above ICT personnel to register them so that anyone of your emails can be used to login.

# Logging In

NiMet  
Nigerian Meteorological Agency

## Payslip Management System

Secure Payroll Portal v2.1

Official Email Address

Username @ nimetagency.org.ng

Password

Enter your password

I'm not a robot

reCAPTCHA  
Privacy - Terms

**Sign In to Payslip Portal**

[Forgot password?](#) [Administrator Login](#)

Secure SSL Encrypted Connection • 256-bit AES

© 2026 Nigerian Meteorological Agency. All Rights Reserved.  
Payslip Management System | Version 2.1 | Authorized Access Only

Enter your Official NiMet email and the password you received in your email

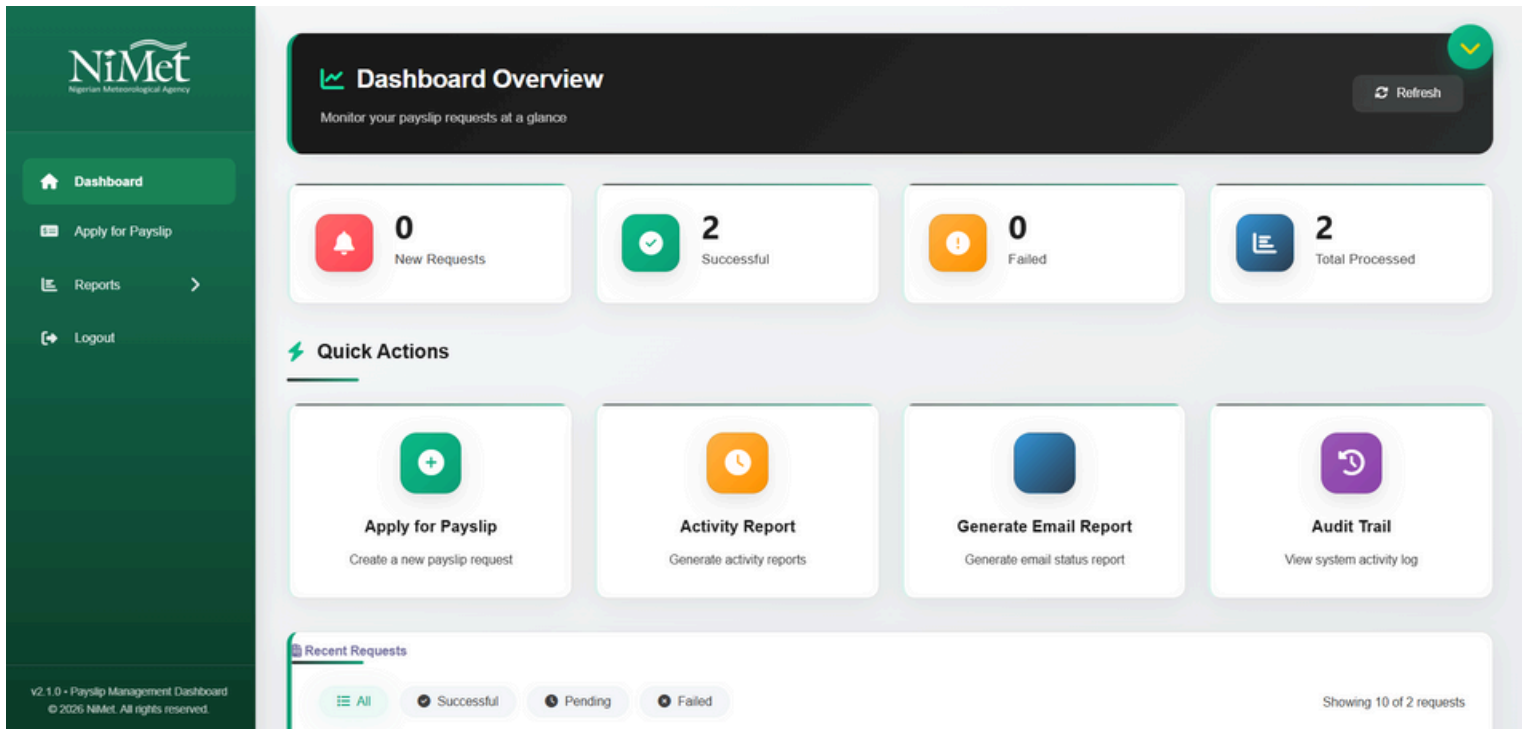
I'm not a robot

reCAPTCHA  
Privacy - Terms

Click the " I'm not a robot " checkbox to validate your entry.



Click "Sign in to Payslip Portal"

# Applying for PaySlip



After successfully logging in, you will have access to your dashboard.

In the sidebar menu click "Apply for Payslip"




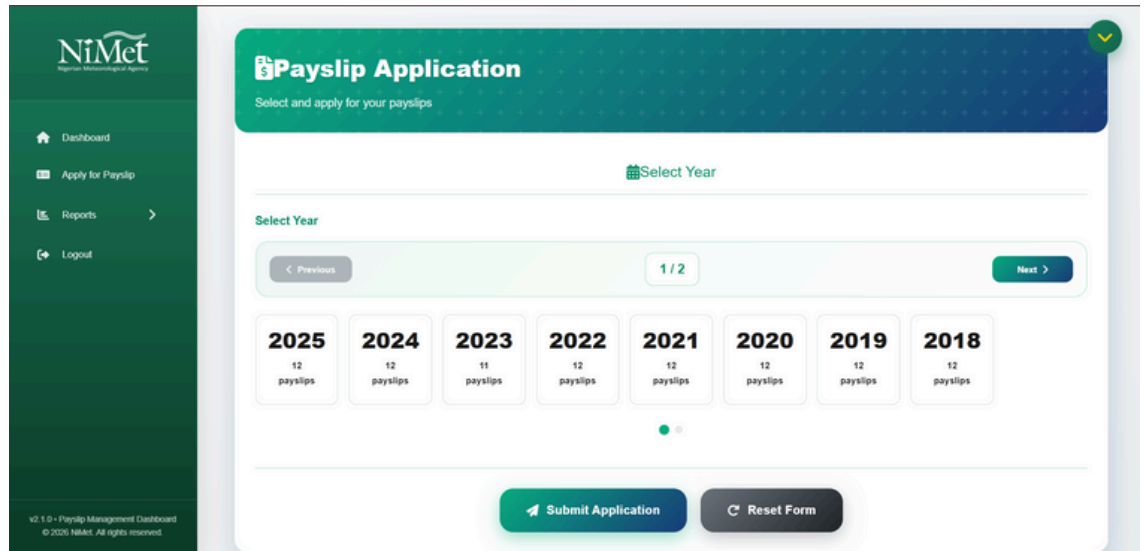
Apply For Payslip

+ Apply For Payslip

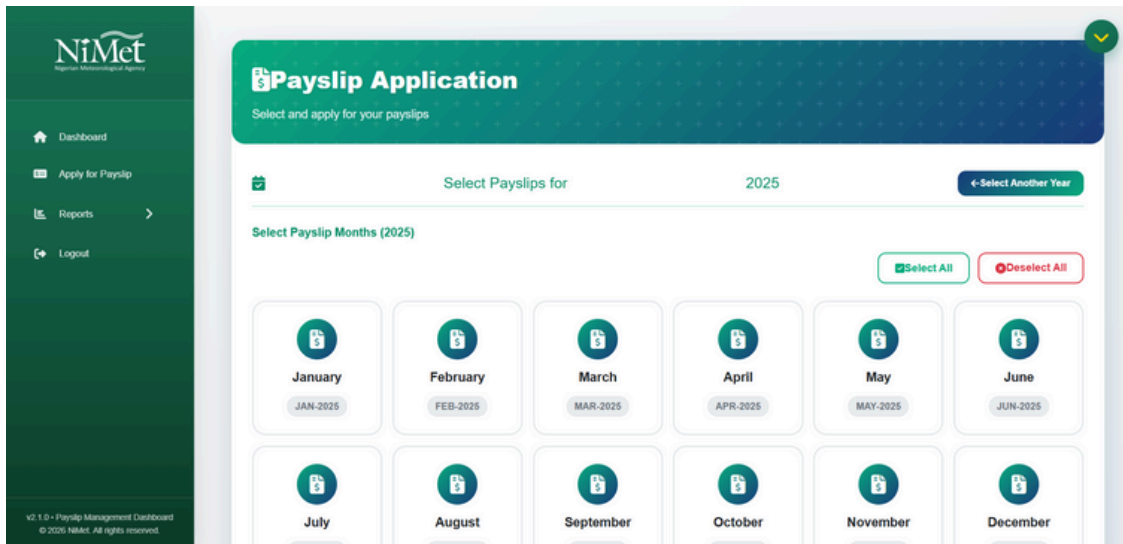
Search records...

Click the "Apply for Payslip" button

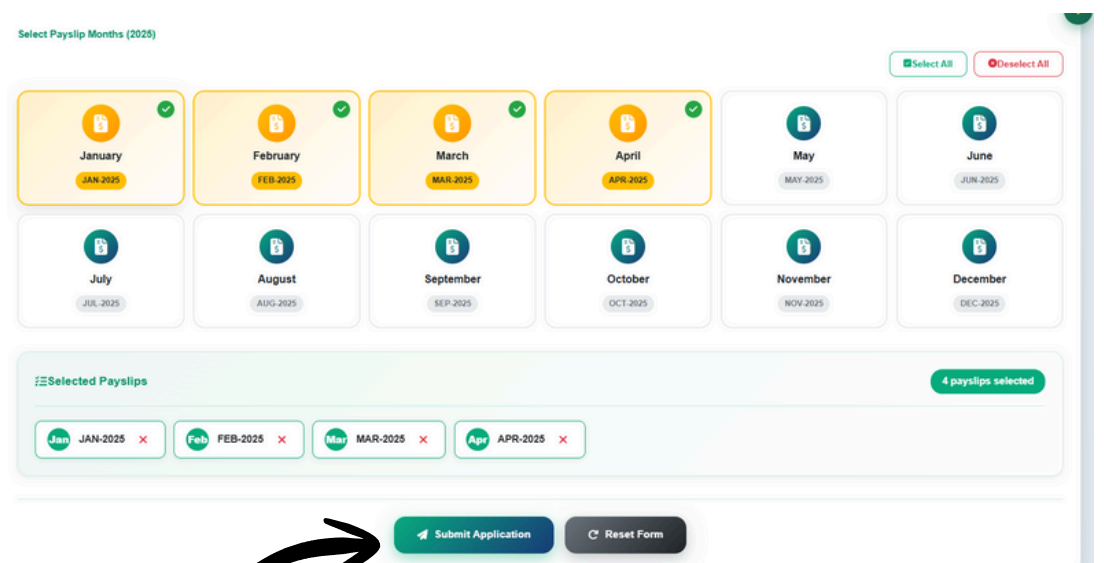




Select the Year



Select the Month(s)



Click the "Submit Application" button

# Accessing PaySlip

After submitting your request, go back to your official NiMet email, you will receive an email with all the payslips you requested.

The documents are password protected, so enter the code provided in the email you received to unlock the documents.